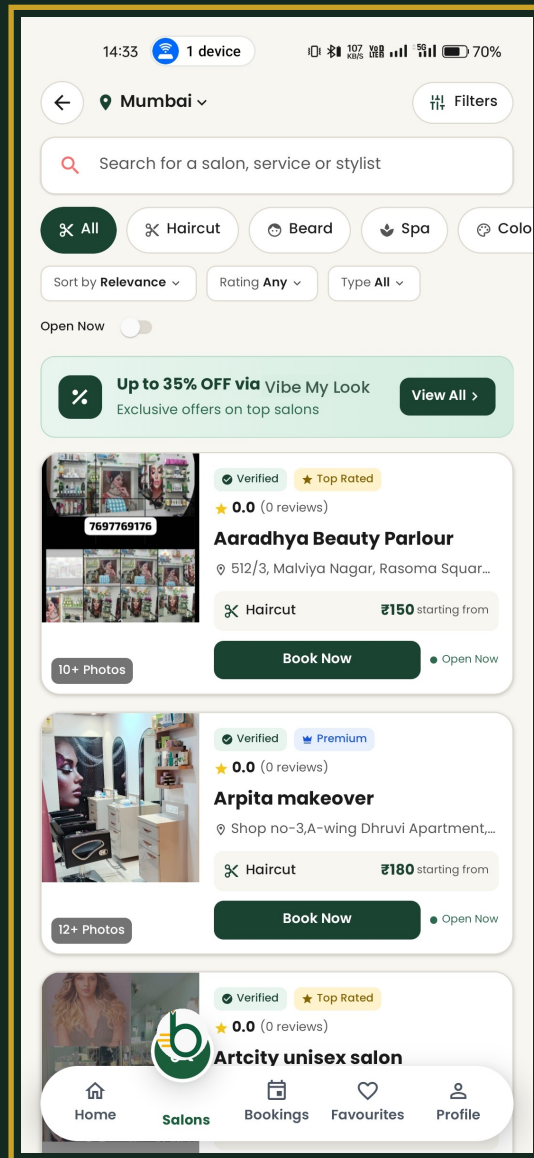




FREE SALON ONBOARDING GUIDE

Vibe My Look

List Your Salon FREE — Get Bookings Today



Your salon, visible to thousands of customers nearby

vibemylook.me | Zero Setup Cost | Alwar & Jaipur

Step 0 — Open Registration

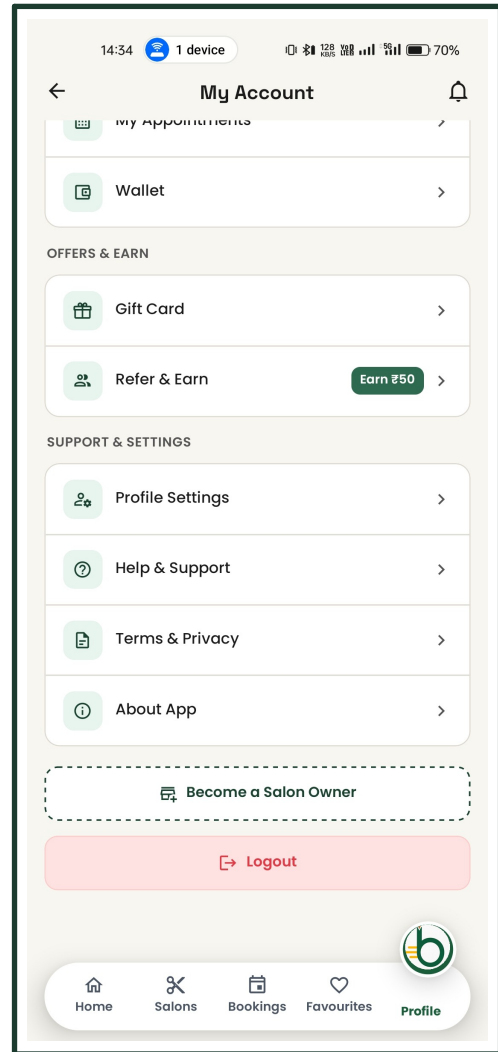
Step 0 — Open Registration

- Apne Vibe My Look app me Profile tab kholo.
- Neeche scroll karo aur 'Become a Salon Owner' button par tap karo.
- Registration form 3 simple steps me complete hota hai.

Why it matters:

No app re-install needed — same customer app se owner ban sakte ho.

Process 100% free, koi setup ya listing fee nahi.



STEP 1 OF 3

Step 1 — Basic Details

- Shop Name, Owner ka Full Name daalo.
- Mobile Number aur Email Address verify ke liye daalo.
- Salon Type select karo — Unisex / Men / Women.
- City likho aur 'Continue' par tap karo.

Why it matters:

1-2 min me basic profile ban jata hai.

Customer ko clear pata chalta h salon kis type ka h.

14:34 1 device 97% 70%

← Register Your Salon
Quick setup – get listed today

Step 1 of 3

1 2 3

Basic Details

Tell us about your salon

Shop Name *
e.g. Glow & Style Salon

Owner Full Name *
Linux

Mobile Number *
10-digit mobile number

Email Address *
alonegaming12yt@gmail.com

Salon Type *
Select salon type

✓ UNISEX MEN WOMEN

City *
Enter city

Continue →

STEP 2 OF 3

Step 2 — Address, Capacity & Timing

- Shop Photo add karo (pehla impression strong banta h).
- Street Address, City, State, Pincode bharo.
- Number of Seats, Opening/Closing Time set karo.
- Working Days select karo (Mon–Sun).

Why it matters:

Accurate location se customers easily salon dhoond paate hain.

Sahi timing se galat booking requests avoid hote hain.

The screenshot shows a mobile app interface for registering a salon. At the top, the status bar displays the time 14:34, signal strength, Wi-Fi, 1 device, and 70% battery. The app header includes a back arrow, the title 'Register Your Salon', and a subtitle 'Quick setup – get listed today'. Below the header is a dashed box with a camera icon and the text 'Add Shop Photo'. The form is divided into three main sections: 'Address', 'Capacity & Hours', and 'Working Days'. The 'Address' section includes a 'Street Address *' field with a location pin icon and placeholder text 'Building, street, area', a 'City *' field with a house icon and placeholder 'Bddb', a 'State *' field with a location pin icon and placeholder 'State', and a 'Pincode *' field with a location pin icon and placeholder '6-digit pincode'. The 'Capacity & Hours' section includes a 'Number of Seats *' field with a chair icon and the value '4', an 'Opening Time *' field with a clock icon and the value '09:00 AM', and a 'Closing Time *' field with a clock icon and the value '09:00 PM'. The 'Working Days *' section features a row of seven circular buttons for 'Mon', 'Tue', 'Wed', 'Thu', 'Fri', 'Sat', and 'Sun', with 'Mon' through 'Sat' being dark green and 'Sun' being light green. At the bottom of the form is a dark green 'Continue →' button.

STEP 3 OF 3

Step 3 — Verification & Documents

- Aadhaar Card (Front) upload karo.
- PAN Card upload karo.
- Agar kisi ne refer kiya h to Referral Code daalo (optional).
- 'Submit for Review' par tap karo.

Why it matters:

Documents fully encrypted, kabhi publicly share nahi hote. Verification se fake listings rukti hain — genuine customers ka trust banta h.

14:35 1 device 69%

← Register Your Salon
Quick setup – get listed today

Step 3 of 3

✓ — ✓ — 3

Verification & Finish
Upload documents and complete registration

🔒 Documents are encrypted and never shared publicly

Aadhaar Card (Front) *

📷 Tap to upload photo

PAN Card *

📷 Tap to upload photo

Referral Code (Optional)

📺 e.g. BML-A3X9K2

Got a referral code from someone? Enter it here!

📋 **Almost Done!**
After admin approval, you can add services from the Services tab in your dashboard.

Submit for Review →

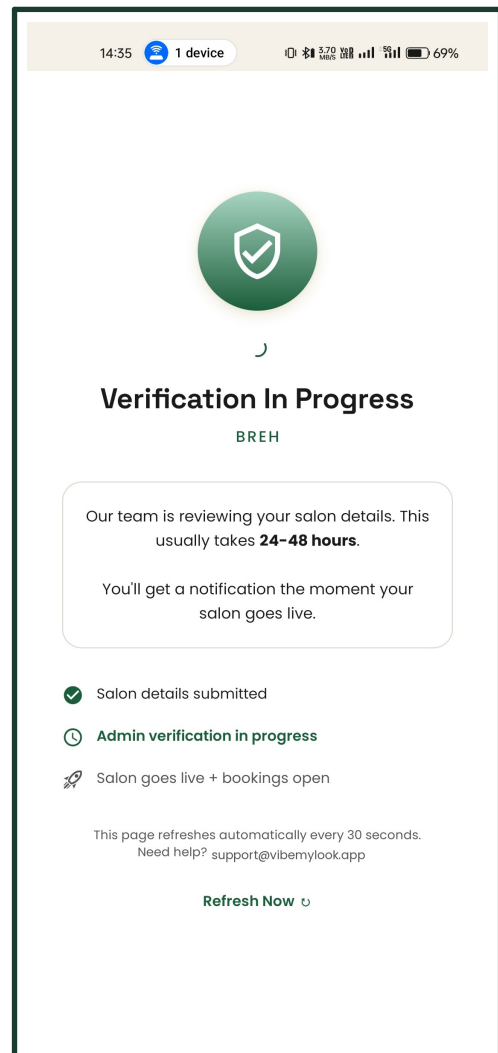
Submitted — Verification in Progress

Submitted — Verification in Progress

- Submit karte hi aapki request VibeMyLook ki team ko chali jaati h.
- Review usually 24–48 hours me complete ho jata h.
- Salon live hote hi aapko notification milega.

Why it matters:

Koi manual follow-up nahi karna — auto-notify hota h.
Status page khud refresh hota h har 30 sec me.



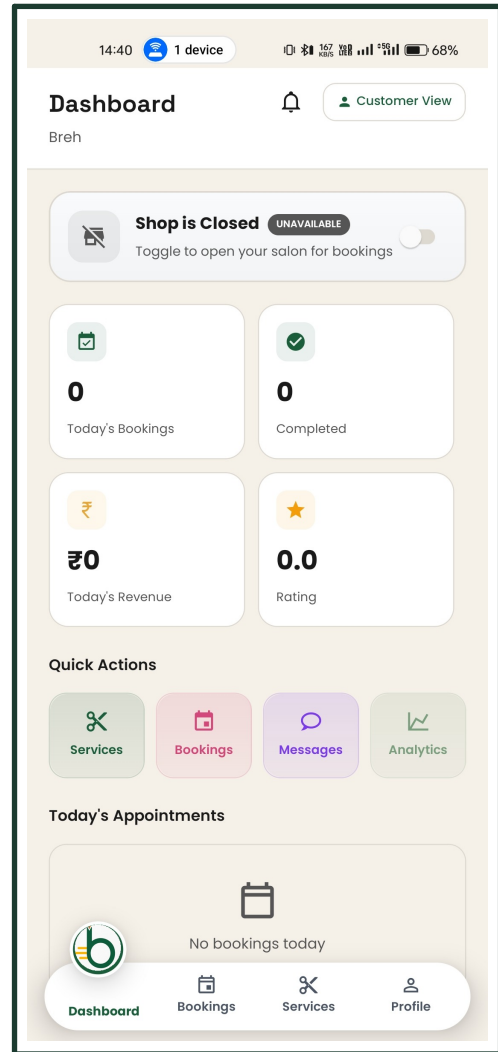
Your Owner Dashboard

Your Owner Dashboard

- Ek toggle se Shop Open/Closed control karo.
- Today's Bookings, Completed, Revenue, Rating — sab ek nazar me.
- Quick Actions: Services, Bookings, Messages, Analytics.

Why it matters:

Real-time business overview — bina kisi register/khata ke. Apna salon ek tap me open/close kar sakte ho.



Manage Bookings Easily

Manage Bookings Easily

- Pending, Today, Upcoming, All — filters se bookings dekho.
- 'Scan & Verify' se customer ka QR/OTP verify karo on-spot.

Why it matters:

No-show aur fraud bookings se protection.
Sab bookings ek hi screen pe organized.



Add Your Services

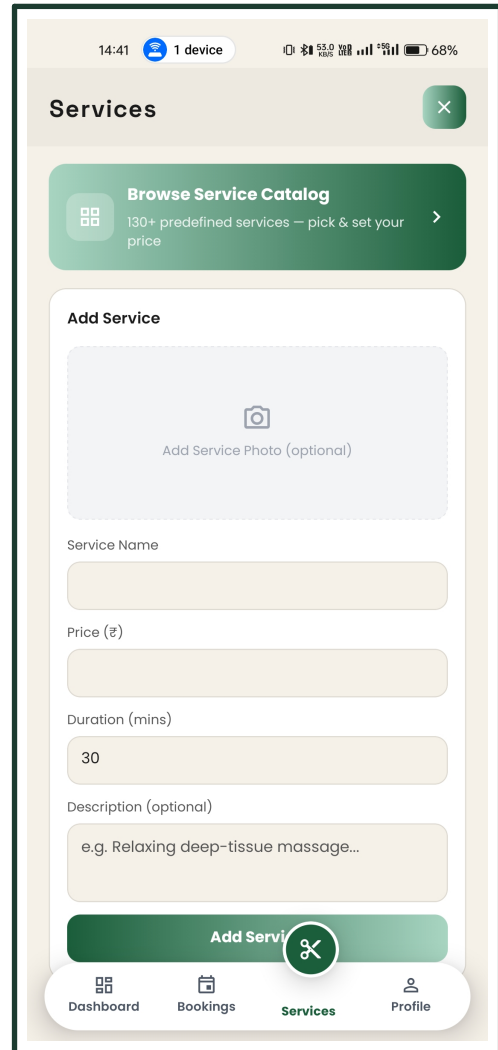
Add Your Services

- 130+ predefined services ke catalog se select karo, ya custom add karo.
- Service Name, Price, Duration, Photo & Description daalo.
- 'Add Service' par tap karke list me jodo.

Why it matters:

Apni pricing khud control karte ho — koi commission catch nahi on listing.

Photos se customer trust aur bookings dono badhte hain.



The screenshot shows a mobile app interface for adding a service. At the top, there's a status bar with the time 14:41, signal strength, 1 device, and battery level at 68%. Below that, the app title 'Services' is displayed with a close button. A prominent green button labeled 'Browse Service Catalog' offers '130+ predefined services — pick & set your price'. The main section is titled 'Add Service' and contains a photo upload area with a camera icon and the text 'Add Service Photo (optional)'. Below this are four input fields: 'Service Name', 'Price (₹)', 'Duration (mins)' (with '30' entered), and 'Description (optional)' (with the example text 'e.g. Relaxing deep-tissue massage...'). A green 'Add Service' button with a scissors icon is at the bottom of the form. The bottom navigation bar includes icons for 'Dashboard', 'Bookings', 'Services' (which is highlighted), and 'Profile'.

Edit Salon Anytime

Edit Salon Anytime

- Timing, Seats, Working Days kabhi bhi update karo.
- Facilities select karo — AC, Wi-Fi, Parking, Card Payment, etc.
- 'Use My Current Location' se exact pin-point location set karo.

Why it matters:

Festival/holiday pe timing turant update kar sakte ho.

Facilities dikhne se premium customers attract hote hain.

The screenshot displays the 'Edit Salon' interface on a mobile device. At the top, the status bar shows the time as 14:41, signal strength, Wi-Fi, and battery at 68%. The app header includes a back arrow, the title 'Edit Salon', and a 'Save' button. The main content is organized into several sections: 'Hours & Capacity' with 'OPEN' (09:00:00) and 'CLOSE' (21:00:00) time pickers, and 'TOTAL SEATS' (4); 'WORKING DAYS' with buttons for Mon, Tue, Wed, Thu, Fri, Sat, and Sun; 'Facilities' with buttons for AC, Wi-Fi, Card Payment, Parking, Wheelchair Access, Kids-Friendly, Eco-Friendly Products, Single-Use Tools, Music, Refreshments, Wallet/UPI, and Home Service; and 'Salon Location' with a 'Use My Current Location' option and a 'Manage Services' link. A large green 'Save Changes' button is at the bottom.

Bonus — Refer & Earn

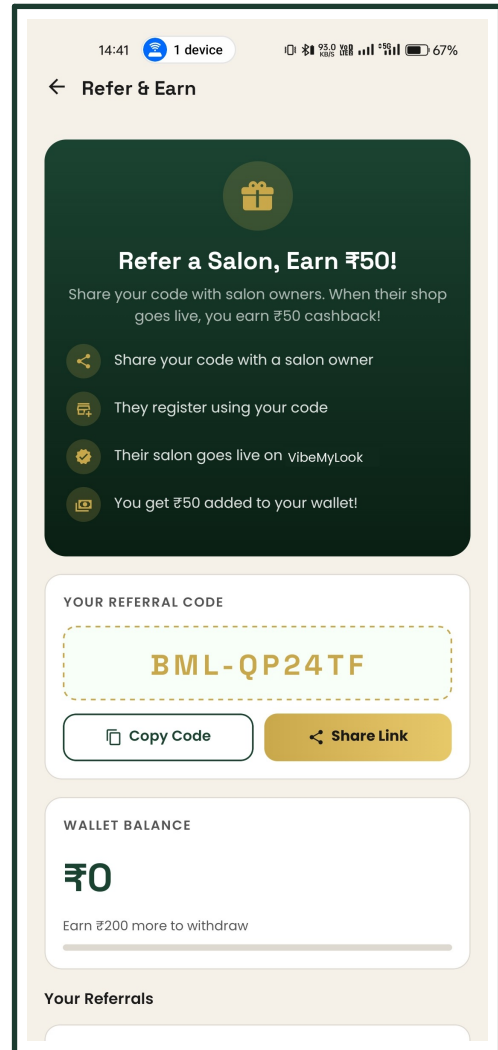
Bonus — Refer & Earn

- Apna referral code dusre salon owners ke saath share karo.
- Wo code se register karein, salon live ho jaaye.
- Aapko ₹50 wallet me turant mil jaata h — har referral pe.

Why it matters:

Extra income — bina kuch invest kiye.

Apne salon-owner network ko grow karne ka assan tarika.



Salon Owners ke liye Benefits

✓ Zero Setup Cost	Listing, registration sab free — koi hidden charge nahi.
✓ 10,000+ Active Users	App pe already verified customer base maujood h.
✓ Direct Bookings	WhatsApp/calls ka chaos khatam — sab ek dashboard me.
✓ QR + OTP Verification	Fake/no-show bookings se full protection.
✓ Full Control	Pricing, timing, services khud manage karo.
✓ Real-Time Analytics	Revenue, rating, bookings ek click me.
✓ Refer & Earn	Dusre owners refer karke extra ₹50 har baar kamao.
✓ Verified Badge	Customer trust badhta h 'Verified' tag se.

READY TO GROW YOUR SALON?

Register **FREE** Today

Download Vibe My Look App

Play Store & App Store

vibemylook.me

Questions? support@vibemylook.app